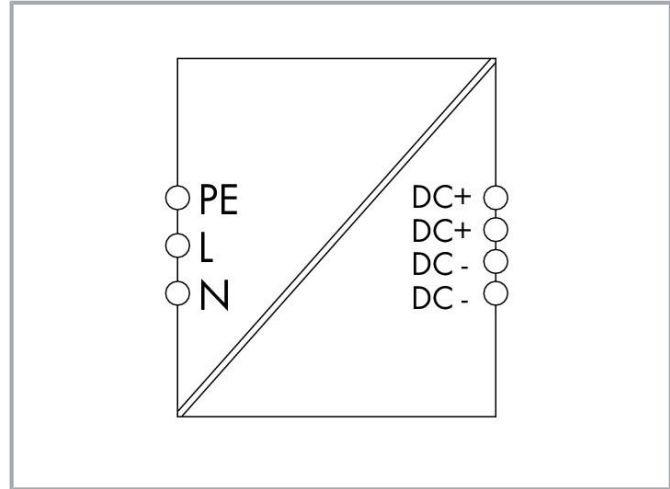


Data sheet | Item number: 787-1201

Switched-mode power supply; Compact; 1-phase; 12 VDC output voltage;
2.5 A output current; DC-OK LED



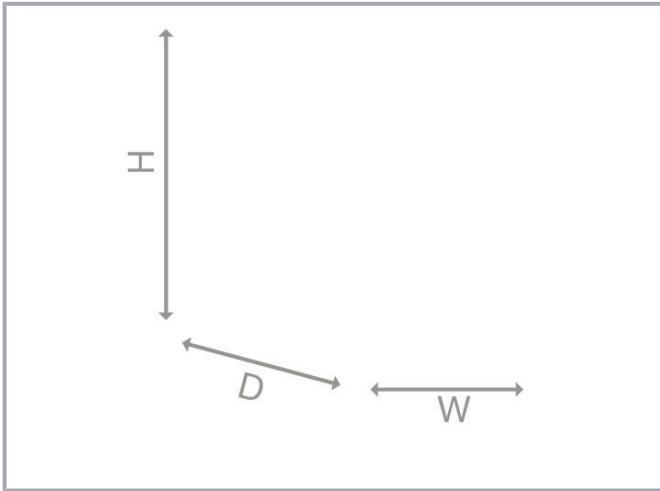
www.wago.com/787-1201



Subject to changes. Please also observe the further product documentation!

WAGO Corporation
Germantown, WI 53022
Phone: 1-800-DIN-RAIL (346-7245) | Fax: (262) 255-6222
Email: info.us@wago.com | Web: www.wago.us

Do you have any questions about our products?
We are always happy to take your call at (262) 255-6222 or 1 800-DIN-RAIL.



Item description

Features:

- Stepped profile for installation in standard distribution boards
- Removable front panel and screw mounts for alternative installation in distribution boxes or devices
- Pluggable *picOMAX*[®] Connection Technology (tool-free)
- Suitable for both parallel and series operation
- Electrically isolated output voltage (SELV) per EN 60335-1; PELV per EN 60204

Data

Technical data

Input

Phases	1
Nominal input voltage [V]	AC 100 ... 240 V DC 140 ... 340 V
Input voltage range	AC 90 ... 264 V; DC 125 ... 375 V
Input voltage derating	-1.5 %/V (< 100 VAC)
Nominal mains frequency range	47 ... 63 Hz; 0 Hz
Input current I_i	≤ 0.6 A (100 VAC; 2.5 ADC)
Discharge current	≤ 0.25 mA
Inrush current	≤ 30 A (NTC)
Power factor	≥ 0.5
Power factor correction (PFC)	Passive

Subject to changes. Please also observe the further product documentation!

WAGO Corporation
 Germantown, WI 53022
 Phone: 1-800-DIN-RAIL (346-7245) | Fax: (262) 255-6222
 Email: info.us@wago.com | Web: www.wago.us

Do you have any questions about our products?
 We are always happy to take your call at (262) 255-6222 or 1 800-DIN-RAIL.



Mains failure hold-up time	≥ 1000 ms (230 VAC)
----------------------------	---------------------

Output

Nominal output voltage [V]	DC 12 V (SELV)
Output voltage range	DC 12 V
Default setting	DC 12 V
Nominal output current $I_{o\text{ nom}}$	2.5 A
Nominal output power	30 W
Control deviation	≤ 1 %
Deviation, dynamic load change 10 ... 90 %	≤ 1 %
Residual ripple	≤ 100 mV (peak-to-peak)
Overload behavior	Constant power (in overload range: $1.05 \dots 1.35 \times I_{o\text{ nom}}$); Shutdown and automatic restart in the event of a short circuit or permanent overload

Signaling and communication

Signaling	1 x LED DC OK (green)
Operation status indicator	Green LED (U_o)

Efficiency/power losses

Power loss P_l	≤ 0.5 W (230 VAC; No load)
Power loss (max.) $P_{l\text{ (max.)}}$	4.5 W (100 VAC / 12 VDC; 2.5 A)
Efficiency (typ.)	88 % (230 VAC; Nominal load); 87.5 % (110 VAC; Nominal load)

Circuit protection

Internal fuse	T 1 A / 250 VAC
Required backup fusing	An external DC fuse is required for the DC input voltage.
Recommended backup fusing	Circuit breaker: 6 A, 10 A or higher; Tripping characteristic: B

Safety and protection

Isolation voltage (Pri.-Sec.)	DC 4.242 kV
Isolation voltage (Pri.-GND)	DC 2.12 kV
Protection class	I
Protection type	IP20 (per EN 60529)
Resistance to reverse feed	≤ DC 16 V

Subject to changes. Please also observe the further product documentation!



Overvoltage category	II
Pollution degree	2
Transient suppression (primary)	Varistor
Overvoltage protection; secondary	≤ 20 VDC (in the event of a fault)
Short-circuit-protected	Yes
Open-circuit-proof	Yes
Parallel operation	Yes, for devices of the same type
Series operation	Yes, for 2 devices of the same type
MTBF	> 3,500,000 h (at 25 °C; per IEC 61709); > 800,000 h (at 40 °C; per IEC 61709)

Connection data

Connection type (1)	Input/Output
Connection technology	Push-in CAGE CLAMP®
WAGO Connector	picoMAX® 5.0, WAGO 2092 Series
Solid conductor	0.2 ... 2.5 mm ² / 24 ... 12 AWG
Fine-stranded conductor	0.2 ... 2.5 mm ² / 24 ... 12 AWG
Strip length	9 ... 10 mm / 0.35 ... 0.39 inch

Physical data

Width	54 mm / 2.126 inch
Height	90 mm / 3.543 inch
Depth	56 mm / 2.205 inch
Depth from upper edge of DIN-rail	52.5 mm / 2.067 inch
Note (dimensions)	Depth: 48 mm (without cover)

Mechanical data

Mounting type	DIN-35 rail Screw mount (back/side)
---------------	----------------------------------------

Material data

Flammability class per UL94	V0
Weight	318.5 g

Environmental requirements

Surrounding air temperature (operation)	-25 ... 70 °C
-----------------------------------------	---------------

Subject to changes. Please also observe the further product documentation!

WAGO Corporation
 Germantown, WI 53022
 Phone: 1-800-DIN-RAIL (346-7245) | Fax: (262) 255-6222
 Email: info.us@wago.com | Web: www.wago.us

Do you have any questions about our products?
 We are always happy to take your call at (262) 255-6222 or 1 800-DIN-RAIL.

Surrounding air temperature (storage)	-40 ... 85 °C
Relative humidity	20 ... 90 % (no condensation permissible)
Derating	-0.8 %/K (> 45 °C)
Climatic category	3K3 (per EN 60721; except for low air pressure)

Standards and specifications


Conformity marking	CE
Standards/Specifications	EN 61204-3 EN 60335-1 UL 508

Commercial data

Packaging type	BOX
Country of origin	CN
GTIN	4055143863308
Customs tariff number	8504409510

Approvals / Certificates

UL-Approvals




Logo	Approval	Additional Approval Text	Certificate name
	UL Underwriters Laboratories Inc.	UL 508	E255817

Optional accessories






Strain relief

	Item no.: 2092-1601 Gripping plate; light gray	www.wago.com/2092-1601
------------------------------------------------------------------------------------	---------------------------------------------------	--------------------------------------------------------------------

Ferrules

	Item no.: 216-201 Ferrule; Sleeve for 0.5 mm ² / 20 AWG; insulated; electro-tin plated; white	www.wago.com/216-201
	Item no.: 216-202 Ferrule; Sleeve for 0.75 mm ² / 18 AWG; insulated; electro-tin plated; gray	www.wago.com/216-202
	Item no.: 216-203 Ferrule; Sleeve for 1 mm ² / AWG 18; insulated; electro-tin plated; red	www.wago.com/216-203

Subject to changes. Please also observe the further product documentation!

	Item no.: 216-204 Ferrule; Sleeve for 1.5 mm ² / AWG 16; insulated; electro-tin plated; black	www.wago.com/216-204
	Item no.: 216-301 Ferrule; Sleeve for 0.25 mm ² / AWG 24; insulated; electro-tin plated; yellow	www.wago.com/216-301
	Item no.: 216-302 Ferrule; Sleeve for 0.34 mm ² / 22 AWG; insulated; electro-tin plated; green	www.wago.com/216-302
Tools		
	Item no.: 210-720 Operating tool; Blade: 3.5 x 0.5 mm; with a partially insulated shaft; multicoloured	www.wago.com/210-720
	Item no.: 210-769 SCREWDRIVER; green	www.wago.com/210-769

Downloads Documentation

Bid Text

787-1201 docx - Datei	Jul 30, 2019	docx 21.9 kB	Download
787-1201 X81 - Datei	Jul 30, 2019	xml 8.0 kB	Download

Instruction Leaflet

Stromversorgung COMPACT	V 1.2.0 Aug 18, 2020	pdf 2.7 MB	Download
-------------------------	-------------------------	---------------	----------

Additional Information

Disposal; Electrical and electronic equipment, Packaging	V 1.0.0	pdf 265.8 kB	Download
----------------------------------------------------------	---------	-----------------	----------

Environmental Product Compliance

Compliance Search

Environmental Product Compliance 787-1201 Switched-mode power supply; Compact; 1-phase; 12 VDC output voltage; 2.5 A output current; DC-OK LED	URL	Download
---------------------------------------------------------------------------------------------------------------------------------------------------	-----	----------

Subject to changes. Please also observe the further product documentation!



Installation Notes

Product family

EPSITRON COMPACT Power

EPSITRON® COMPACT POWER: Compact, High-Performance Power Supplies

[Show all products from the family](#)

Subject to changes. Please also observe the further product documentation!

WAGO Corporation
Germantown, WI 53022
Phone: 1-800-DIN-RAIL (346-7245) | Fax: (262) 255-6222
Email: info.us@wago.com | Web: www.wago.us

Do you have any questions about our products?
We are always happy to take your call at (262) 255-6222 or 1 800-DIN-RAIL.